



## *Fire Marshal's Office*

### **Commercial Occupancy Fire Inspections Information**


Seaside Fire & Rescue's Prevention Division conducts fire safety inspections annually in accordance with state law. If during the fire inspections we note any code violations, written notice of the violation and an adequate correction period will be given. Please use the list as a guide to help maintain compliance by posting this list somewhere in your business where supervisors and employees can see it and reference it when needed. If you have any questions on this or any fire code questions, please contact me at 503-738-5420 Ext 3, Div. Chief/ Fire Marshal Genesee Dennis.

### **Most Common Violations Cited During Commercial Occupancy Fire Inspections**

**Minimum 4 inches high address numbers provided visible from the street.** Address numbers are critical to help emergency personnel find people who may need some sort of aid. The numbers must contrast with their background for greatest visibility.



**Exit doors unlocked during business hours.** Locked exit doors make it impossible for occupants to escape safely and quickly.






**All exit doors and panic hardware operate properly and free of unapproved locks or latches.** Well-maintained exit doors must be free to open without delay in the event of an emergency, panic hardware provides safe and easy egress from a building.



**Fire doors clear of obstructions and operate properly.** Fire and smoke doors should not be blocked open or obstructed or fire and smoke will easily travel through the opening and cause excessive risk to life and property.



**Exits, aisles, corridors, and stairways clear of obstructions, storage, and debris.** Clear exit access is essential to prevent panic or accidental falling of occupants during evacuation. Items stored beneath stairs present a fire risk that can endanger persons using that escape route.





**Fire extinguishers provided and readily available; Installed and mounted correctly.**  
Extinguishers must be provided and easily reached by all occupants.



**Portable fire extinguishers annual maintenance / service complete.** Annual maintenance will provide for properly charge and serviced extinguishing devices and assure proper operation if needed to fight a small fire.



**Where extinguishers are not readily visible, signs are posted clearly indicating their location.**  
Status: Notes: Where extinguishers are not clearly visible, signs help occupants find the equipment in a hurry.





**Fire detection, alarm, and extinguishing systems maintained and in an operative condition.** The proper installation and maintenance of detection systems is of the utmost importance. In the event of a fire, they will notify occupants, and, in some cases, may automatically notify the Fire Department.



**Unapproved openings shall be sealed with an approved material.** Flame, smoke, and hot gases can easily travel through holes and pipe chases, thus creating more damage and a hazard to occupants.



**Clean grease filters and hood/duct system over cooking equipment.** Regular cleaning of the hood, duct, and filters will eliminate flammable grease build-up and provide proper ventilation of head through the exhaust outlet.






**Keep attic and scuttle covers closed, and ceiling tiles in place.** Status: Notes: Ceilings are an integral part of the buildings fire protection. If kept in place, the ceiling will protect roof structure from premature collapse.



**Rubbish, waste material, or oily rags need to be stored in closed metal containers or removed from the premises.** Safety containers for oily and greasy rags are designed to prevent spontaneous ignition of their contents. Other highly flammable wastes must be separated from sources of ignition.



**Boiler, mechanical, and electrical panel rooms shall not be used for storage.** Combustible materials in these equipment rooms often get put too close to sources of heat and a fire may be the end result.






**Electrical panels must have at least 30 inches clearance maintained in front of them** Access to electrical panels must be cleared to allow for general inspection and emergency shutdown.



**All outlet boxes shall have a cover faceplate or fixture canopy installed.** Covers protect people from being shocked by exposed wires, prevent spread of electrical current, and heat and flame during short circuits.



**Use of extension cords in lieu of permanent wiring is not allowed.** Temporary wire does not afford the durability, safety, and protection from shock or fire that is found in the construction of an enclosed electrical system.





**Use of non-approved multi-plug adapters is not allowed:** Multi-plug adapters invite the overuse of the circuit that can result in overheating and a fire.

